




## SWITCH WIRING INFORMATION




Prepare and orient the switch and circuit board like so




Flip the switch and start connecting the wires to the circuit board



Connect the red wire to the top



Connect the black wire to the middle



Connect the white wire to the bottom